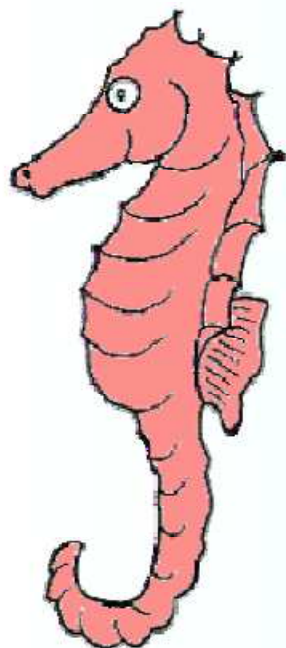


MAY 23-26
2011



7th European
Symposium on
**PAEDIATRIC
NUCLEAR
MEDICINE**




under the auspices of
PAEDIATRIC COMMITTEE OF THE
EUROPEAN ASSOCIATION OF NUCLEAR MEDICINE
and
SOCIETAT CATALANA DE MEDICINA NUCLEAR

Parc Hotel San Jorge
Platja d'Aro
Girona (Spain)



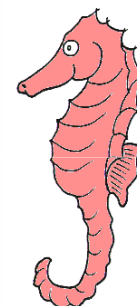
<http://www.esopnm.net>



MONDAY, MAY 23rd, 2011

ARRIVAL

13:30 - 15:00	Arrival of the participants Registration: Final programme, congress DVD and documents delivery. Lunch
---------------	-------------------------------------------------------------------------------------------------------------------------------




THURSDAY, MAY 26th, 2011

DEPARTURE

	Morning: Departure of the participants Buses to Barcelona / Girona Airport
--	------------------------------------------------------------------------------------------





MAY 23-26 2011

7th European Symposium on


PAEDIATRIC NUCLEAR MEDICINE


MONDAY, MAY 23rd, 2011

SCIENTIFIC PROGRAMME

15:00 – 19:30

15:00 - 16:00	Interactive Session Radionuclide gastrointestinal studies in children Martin Charron Experts: H.Nadel, D. De Palma Chairperson: T. Pfluger
16.00 – 16.30	Coffee-break
16.30 - 17.30	Invited Lecture Ventilation-Perfusion lung scintigraphy L. Biassoni, P. Zuchetta Chairperson: A. Boubaker
17.30 – 18.30	Invited lecture The new EANM guidelines for dynamic scintigraphy A. Piepsz Chairperson: M. Rossleigh





MONDAY, MAY 23rd, 2011


SCIENTIFIC PROGRAMME


15:00 – 19:30

18.30 - 19.30	Poster session / meet the authors Chairpersons: M. Vlajkovic, C. Vaylet
---------------	-----------------------------------------------------------------------------------

P-MISC7	A1	AN INFANTIL CASE OF SCURVY: REPORT OF BONE SCINTIGRAPHY FINDINGS	K. Chatti ¹ , Guezguez M ¹ , K. B Ali ¹ , M. B Fradj ¹ , M Nouira ¹ , R Sfar ¹ , N Ghdira ² , S Kriaa ³ , H. Essabbah ¹
P-MISC8	A5	PLACE OF ESOPHAGEAL SCINTIGRAPHY IN THE EXPLORATION OF GASTROESOPHAGEAL REFLUX IN CHILDREN.	A.MOUADEN , H.GUERROUJ , M.ELAMRANI , O.BOUMAAZA , I.GHFIR , N.BEN RAIS
P-MISC9	A22	ATIPICAL SPORTS INJURIES IN PAEDIATRIC POPULATION DUE TO OVERTRAINING (“THE GUARDIOLA’S SIDE EFFECT”)	E. Armas , J. Miranda, Y. García, A. Santana, J. Herrera, MJ. Hernández. Servicio de Medicina Nuclear, Hospital Universitario Insular de GC. Las Palmas de GC. Spain
P-MISC11	A21	TC99M MDP BONE SCAN IN DIAGNOSIS OF PEDIATRIC BONE INFECTION	SUJIT SURESH NILEGAONKAR , Ashish Ranade* , Khadilkar Madhav* , Sameer Sonar
P-MISC12	A18	BONE SCAN FINDINGS IN A VASO-OCCLUSIVE CRISIS OF THE FEMUR	T Kamoun ¹ , K Chatti ¹ , M Guezguez ¹ , R Sfar ¹ , M Nouira ¹ , N Ayachi ¹ , N Zouari ² , A Harbi ² , H Essabbah ¹
P-MISC13	A33	LUNG SCAN AND PULMONARY ARTERY STENOSIS IN CHILDREN (cases report)	H.Belfaik , A.Guensi , S.Meftah , M.Kebbou
P-MISC15	A16	A CASE OF INADVERTENT 99mTc HDP INTRA-ARTERIAL INJECTION	N. Giroto , S. Grbac – Ivanković , A. Vučemilović
P-MISC15	A41	SPECT CEREBRAL PERFUSION SCINTIGRAPHY IN PAEDIATRICS: NORMAN’S CEREBRAL ATAXIA	Cepedello Boiso [®] ; Ureña Lara [®] ; Sierra Córcoles [®]

20:30	Welcome Catalan Dinner
-------	------------------------





MAY 23-26 2011

7th European Symposium on


PAEDIATRIC NUCLEAR MEDICINE


TUESDAY, MAY 24th 2011

SCIENTIFIC PROGRAMME

8:30 – 13:00

08:30 - 09:00	Invited lecture Molecular basis of congenital uropathies P. Zucchetta Chairperson: A. Piepsz
09:00 - 09:30	Invited lecture Congenital uropathies: integration of imaging tools in post-natal follow-up G. Manzoni Chairperson: A. Morsing
09:30 - 10:30	Interactive session Imaging in Nephrourology D. de Palma Experts: A. Boubaker, M. Rossleigh, M. Vlajkovic
10.30 – 11.00	Coffee-break






TUESDAY, MAY 24th 2011


SCIENTIFIC PROGRAMME

8:30 – 13:00

11.00 - 12.00	Oral session / meet the authors: Nephro-Urology Chairpersons: A. Boubaker, G. Manzoni
---------------	-------------------------------------------------------------------------------------------------

O-REN01	A3	MICTURATING CYSTOURETEROGRAPHY OR DMSA RENAL SCINTIGRAPHY AS THE FIRST LINE IMAGING METHOD IN CHILDREN WITH URINARY TRACT INFECTION	Boris Ajdinovic , Lj. Jaukovic, M.Dopudja, Z.Krstic
O-REN02	A29	OPTIMISATION OF MOTION CORRECTION FOR ^{99m}Tc-DMSA RENAL SCINTIGRAPHY IN CHILDREN	MS Bradnam ^{1,2} , HJ Wallace ^{1,2} , E Thompson ¹ , S Morris ¹ , R Hamilton ^{1,2} , G Irwin ¹
O-REN03	A24	DMSA FINDINGS AND ITS RELATIONSHIP WITH VUR IN CHILDREN WITH UTI	Aini ABAZIZ
O-REN04	A28	PINHOLE SPECT AND PARALLEL HOLE SPECT COMPARISON IN CHILDREN KIDNEYS STUDIED WITH ^{99m}Tc-DMSA	G. Demonceau , M. Hesse , S. Walrand
O-REN05	A15	PRENATALLY DETECTED HYDRONEPHROSIS: WHAT HAPPENS TO THE CONTRALATERAL KIDNEY	N. Giroto , S. Grbac - Ivanković , A. Smokvina
O-REN06	A30	IMPORTANCE OF DMSA RENAL SCAN IN CHILDREN WITH THE FIRST URINARY INFECTION	Z.Petrovski , K.Trajkovska , M.Tashkovska
O-REN07	A27	FIRST RESULTS ON A WORLDWIDE STUDY OF RENAL SPLIT FUNCTION - WWSSF	Anton Staudenherz ¹ , Martin Sama ² , Michael P. Schaffarich ³ , Georg Dobrozemsky ¹ and Helmut Sinzinger ¹





MAY 23-26 2011

7th European Symposium on


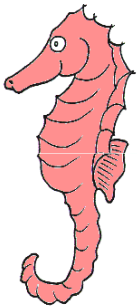
PAEDIATRIC NUCLEAR MEDICINE


TUESDAY, MAY 24th 2011

SCIENTIFIC PROGRAMME

8:30 – 13:00

12.00 – 13.00	Invited lecture Dose reduction in SPECT-CT and PET-CT C. Franzius, M. Parisi Chairperson: I. Carrio
13:00 - 14:30	Lunch





TUESDAY, MAY 24th 2011


SCIENTIFIC PROGRAMME

14:30 – 20:00

14:30 - 19:00	Excursion to the ancient greek city of Empuries
---------------	--------------------------------------------------------

19.00 – 20.00	Poster session / meet the authors Chairpersons: A. Staudenherz, S. Aguadé
---------------	-------------------------------------------------------------------------------------

P-REN08	A36	ANTENATALLY DETECTED UNILATERAL URETEROPELVIC JUNCTION STENOSIS (UPJS): DOES FUNCTION OF THE CONTRALATERAL KIDNEY HELP TO PREDICT LONG TERM OUTCOME OF RENAL FUNCTION?	V. Roessler ⁽¹⁾ , B.J. Meyrat ⁽²⁾ , P. Frey ⁽²⁾ , A. Boubaker ⁽¹⁾
P-REN09	A39	OBSTRUCTIVE UROPATHY IN CHILDHOOD.	Lopez-Lopez A, Manrique A, Tabuenca-Mateo MJ, Rasero-Ponferrada M, Cotrina-Monroy AP, Gomez-Embuena A
P-REN10	A13	RELATIVE RENAL FUNCTION (RRF) CALCULATED WITH DMSA-Tc99m AND EC-Tc99m IN UNILATERAL HYDRONEPHROSIS (UH) IN PAEDIATRIC PATIENTS.	G. Donoso , A. Perez, N. Letelier, G. Lobo, D. Gutierrez, J.M. Escala, P.J. Lopez, R. Zubieta.
P-REN11	A19	PERISTALSIS MEASUREMENT IN CHILDREN WITH MEGAURETER USING DYNAMIC RENAL SCINTIGRAPHY	L. Szabados ¹ , A. Székely ² , I. Csízy ³ , Zs. Hascsi ¹ , J. Varga ⁴ , L. Galuska ⁴ , I. Garai ¹
P-REN12	A2	EXPLORATION STRATEGY OF PRIMITIVE CONGENITAL MEGAURETER	K. Chattil, M. Ben Fredj, R. Sfar, M. Guezguez, M. Noura, K. Ben Ali, H. Essabah
P-REN13	A9	INTEREST OF THE F + 0 PROTOCOL FOR DIURETIC RENAL SCINTIGRAPHY IN THE EXPLORATION OF UPPER URINARY TRACT DILATION	I. Ghfir , N. Ben Rais
P-REN14	A17	"THE BENEFICIAL EFFECTS OF HYDRONEPHROSIS?" – A CASE REPORT	N. Giroto , S. Grbac – Ivanković
P-REN15	A4	NUCLEAR MEDICINE EXPLORATION OF URETERAL DUPLICITY IN CHILDREN.	A. Mouaden , H. Guerrouj , M. Amrani , O. Boumaza , I. Ghfir , N. Ben Rais .
P-REN16	10	CONTRIBUTION OF ^{99m} Tc-DTPA SCINTIGRAPHY WITH DIURETIC TEST IN EXPLORATION OF ACUTE URINARY OBSTRUCTION IN A TRANSPLANT PATIENT	I. Ghfir , N. Ben Rais



MAY 23-26 2011

7th European Symposium on


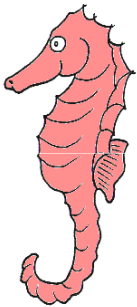
PAEDIATRIC NUCLEAR MEDICINE


TUESDAY, MAY 24th 2011

SOCIAL PROGRAMME

20:30 – 23:00

20:30	Dinner
22:00	Cremat (on the terrace) Habaneres






WEDNESDAY, MAY 25th 2011

SCIENTIFIC PROGRAMME

08:30 – 11:00

08:30 - 09:30	Interactive session Neuroblastoma: MIBG - what we have learnt from SIOPEN and INRG F. Gianmarile Experts: V. Lewington, B. Shulkin
09:30 - 10:30	Interactive session Neuroblastoma: what we can get from FDG PET T. Pfluger Experts: C. Franzius, I. Barber, C. Sabado
10.30 – 11.00	Coffee-break





MAY 23-26 2011

7th European Symposium on

PAEDIATRIC NUCLEAR MEDICINE


WEDNESDAY, MAY 25th 2011


SCIENTIFIC PROGRAMME

11:00 – 12:30

11.00 - 12.30	Oral session / meet the authors: Paediatric Oncology Chairpersons: H. Nadel, J. Giralt
---------------	--------------------------------------------------------------------------------------------------

O-ONCO1	A37	PET/CT FOR RADIOTHERAPY PLANNING OF PAEDIATRIC HAEMATOLOGICAL AND SOLID TUMOURS - EXPERIENCE FROM COPENHAGEN.	L Borgwardt, CB Christensen, A Loft, M Jørgensen, L Højgaard, AK Berthelsen.
O-ONCO2	A11	FDG PET/CT IN INITIAL STAGING AND EARLY RESPONSE TO CHEMOTHERAPY OF PAEDIATRIC RHABDOMYOSARCOMAS: CLINICAL AND RADIATION EXPOSURE DATA	T. Eugène ^a , C. Ansquer ^a , N. Corradini ^b , T. Carlier ^a , C. Thomas ^b , B. Dupas ^c , C. Rousseau ^d , F. Kraeber-Bodéré ^{a,d} and C. Bodet-Milin ^a
O-ONCO4	A31	COMPARISON OF MIBG SCINTIGRAPHY AND F-18 FDG PET IN PEDIATRICS WITH NEUROBLASTOMA	¹ Funda Aydın, ¹ Serkan Demirelli, ¹ Evrin Sürer Budak, ² Mediha Akcan, ² Volkan Hazar, ¹ Adil Boz, ¹ Akın Yıldız, ¹ Firat Güngör
O-ONCO5	A35	L-THYROXINE SUPPRESSIVE THERAPY DOSE IN CHILDREN AND TEENAGERS WITH DIFFERENTIATED THYROID CARCINOMA	H.Belfaik, A.Guensi, S.Meftah, M.Kebbou
O-MISC1	A25	NUCLEAR MEDICINE FOR SEIZURE FOCUS LOCALIZATION IN CHILDREN	Perissinotti A, Setoain X, Rubí S, Aparicio J, Sanmartí FX, Donaire A, Rumiá J, Garcia G, Bargalló N, Navales I, Pons F.
O-MISC2	A8	SCINTIGRAPHY FOR NEONATAL HYPOTHYROIDISM: A CHANGING PATTERN, WITH MORE EUTOPIIC CASES	N Ismaili-Alaoui ⁽¹⁾ , A Sergent-Alaoui ⁽¹⁾ , S Mouzoune ⁽¹⁾ , E Hindié ⁽²⁾ , C de Labriolle-Vaylet ⁽¹⁾ .
O-MISC3	A23	MULTIMEDIA VIDEO CEILING REDUCES ANXIETY AND IMPROVES COOPERATION OF CHILDREN UNGERGOING NUCLEAR MEDICINE STUDIES	Z. Bar-Sever, O. Ginzburg, G. Kfir.






WEDNESDAY, MAY 25th 2011

SCIENTIFIC PROGRAMME

12:30 – 13:00


12.30 – 13.00	Invited Lecture PET-CT and radiotherapy planning J. Giralt Chairperson: Martin Charron
13:00 - 14:30	Lunch



SPECIAL PRESENTATION

13.00 - 13:30	PET-MR in Paediatrics: Biograph mMR P. Kreisler Chairperson: I. Roca
---------------	------------------------------------------------------------------------------------------





MAY 23-26 2011

7th European Symposium on

PAEDIATRIC NUCLEAR MEDICINE

WEDNESDAY, MAY 25th 2011

SCIENTIFIC PROGRAMME


14:30 – 15:30


14:30 - 15:30

Poster session / meet the authors

Chairpersons: M. Vlajkovic, M. Parisi

O-ONCO3	A12	NUCLEAR MEDICINE IN THE IMAGING AND THERAPY OF NEUROBLASTOMA	E. Barkova, MD^{1,2,3} , J. Surette, BSc, RTNM^{1,3} , S. Burrell, MD^{1,2,3}
P-ONCO7	A34	MONITORING OF NEUROBLASTOMA PATIENT OUTCOME WITH META-IODOBENZYLGUANIDINE (MIBG) SCINTIGRAPHY	M. Ait Idir , A. Guensi , M. Kebbou
P-ONCO8	A6	PHEOCHROMOCYTOMA IN CHILDREN, ABOUT ONE CASE.	H. Guerrouji , N. Benrais
P-MISC4	A7	BRONCHIECTASIS AND LUNG PERFUSION SCAN IN CHILDREN	H. Guerrouji , N. Elhassnaoui , A. Mouaden , N. Benrais
P-MISC5	A20	STREAMLINING THE INVESTIGATIONS IN PEDIATRIC PATIENTS PRESENTING WITH INABILITY TO MOVE LOWER LIMB	Sujit Suresh NILEGAONKAR , Ashish Ranade* , Khadiikar Madhav* , Sameer Sonar
P-MISC6	A32	A COMPARISON OF METHODOLOGY OF DOSE CALCULATION METHODS FOR CHILDREN'S ASYMMETRIC FIELDS IN RADIOTHERAPY	S.H.Masoumi
P-MISC10	A14	TRIPLE ECTOPIC THYROID: RARE ENTITY DETECTED BY THYROID SCAN	Sujit Suresh NILEGAONKAR^a , Chetana Naik^b , Sameer Sonar^a






WEDNESDAY, MAY 25th 2011

SCIENTIFIC PROGRAMME

15:30 – 18:30

15:30 - 16:00	Invited Lecture Non-FDG tracers C. Franzius Chairperson: C. Sabado
16:00 - 16:30	Invited Lecture FDG PET-CT in uncommon paediatric malignancies B. Shulkin Chairperson: F. Gungor
16:30 - 17:00	Coffee-break
17:00 - 18:00	Interactive Lecture Neuroblastoma: MIBG therapy V. Lewington Experts: M. Schmidt, F. Gianmarile
18:00 - 18:30	Closure T. Pfluger, I. Roca





MAY 23-26 2011

7th European Symposium on


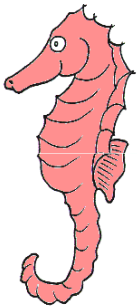
PAEDIATRIC NUCLEAR MEDICINE


WEDNESDAY, MAY 25th 2011

SCIENTIFIC PROGRAMME

20:30 – 23:00

20:30	Farewell Dinner - Delivery of prizes
-------	---------------------------------------------



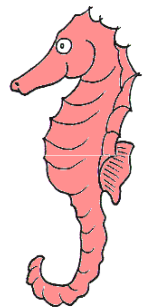


GENERAL INFORMATION

SCIENTIFIC PROGRAMME

The programme includes 5 half-a-day sessions (with invited and interactive sessions as well as oral and poster presentations) on the following topics:

- Gastrointestinal studies
- Lung ventilation-perfusion
- Congenital uropathies
- Imaging in Nephrourology
- Dose reduction in SPECT-CT and PET-CT
- Neuroblastoma: SIOPEN and INRG
- Neuroblastoma: FDG and MIBG
- PET-CT and radiotherapy planning
- Non-FDG tracers
- FDG-PET in uncommon paediatric malignancies
- MIBG therapy



The invited lectures and the interactive sessions will be given by nuclear medicine experts in collaboration with clinicians.


ALL THE ACCEPTED PAPERS WILL BE PRESENTED AS POSTERS AND EXPOSED THROUGHOUT THE MEETING


Daily, poster discussion will take place during the poster sessions

* formally with chairperson and short oral poster presentation or

* informally, with the authors, during the coffee-breaks.

Some posters, selected by the scientific committee (topic, clinical interest) will be presented during the oral presentation sessions.





MAY 23-26 2011

7th European Symposium on

PAEDIATRIC NUCLEAR MEDICINE

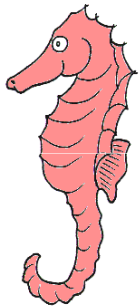
GENERAL INFORMATION

GENERAL INFORMATION

The congress venue is located 110 km in the North of Barcelona, in the Costa Brava, between Platja d'Aro, Calonge and Palamos. The hotel is built on the coast, in the middle of an 8 km coast of rocks, pine trees and small beaches, with a fantastic «camino de Ronda», a path running along the side of the sea.

There is 1 1/4 hour trip by motorway between Barcelona and the congress venue.

Please note that the REGISTRATION FEES include:




- the scientific sessions
- 3 lunches and coffee-breaks (Monday-Tuesday- Wednesday)
- 2 bus shuttle between Barcelona / Girona Airport and the Hotel, on Monday and on Thursday morning (the timetable will be sent to the registered participants).
- a DVD which includes the lectures, interactive sessions, abstracts and oral presentations or poster contents.


Everyone interested in Paediatric Nuclear Medicine will have the possibility to live together for 3 days in a pleasant atmosphere and a wonderful environment.

The meeting room has a limited capacity, for 175 people, which is convenient for lots of active participation.

Close to the congress venue, there is a ***Hotel Ciutat de Palol just 10 minutes walking distance.

THE NUMBER OF PARTICIPANTS IS LIMITED TO A STRICT CHRONOLOGICAL ARRIVAL OF THE REGISTRATION FEES.





GENERAL INFORMATION

SCIENTIFIC INFORMATION

ORAL SESSIONS

Lecture time will be 8 minutes, plus discussion.

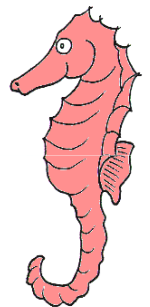
POSTER SESSIONS

The posters will be exhibited throughout the Symposium.

During the poster session, the author will present the summary of his / her presentation (1-2 minutes).

Papers will be published in the Congress DVD.

Official language for scientific sessions: English





PUBLICATION

All the participants will receive a DVD with the contents of the Symposium.

Other copies will be available at the Symposium Secretariat (opened throughout the duration of the meeting at the congress venue).

The congress DVD includes the contents of the previous Symposia (3rd to 6th), as well as photos of the past meetings.





MAY 23-26 2011

7th European Symposium on

PAEDIATRIC NUCLEAR MEDICINE

GENERAL INFORMATION

SCIENTIFIC SECRETARIAT

7th European Symposium on Paediatric Nuclear Medicine

Servei de Medicina Nuclear

HU Vall d'Hebron

08035 - BARCELONA

Phone +34 93 2746193

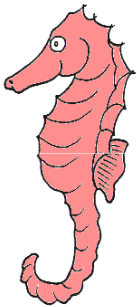
+34 93 2746000 Ext 6369

Fax +34 93 2746225

email esopnm@esopnm.net

Fax +34 93 2746227

Web www.esopnm.net



ORGANIZING SECRETARIAT

VIAJES MADROÑO

Ricardo Ortiz, 6

28017 MADRID

SPAIN

TEL: +34 913 611 636

FAX: + 34 917 130 420

E-MAIL: terrado.miguel@gmail.com

SYMPOSIUM VENUE

May 22-25, 2008


Park Hotel San Jorge


17251 PLATJA D'ARO

GIRONA - SPAIN

Phone +34 972 652311

Fax +34 972 652576





GENERAL INFORMATION


SOCIAL PROGRAMME

MONDAY, May 23rd 2011

Bus from Barcelona / Girona Airport (morning)
Registration at the Congress Venue
Lunch
Scientific session
Welcome Dinner

TUESDAY, May 24th 2011

Scientific session
Lunch
Scientific session
Excursion: the Greek City of Empuries
Bus in front of the Park Hotel at 14:30
Guided visit, free
Registration needed (Monday) at the Symposium Desk
Dinner
Cremat and Habaneras (on the Terrace)




WEDNESDAY, May 25th 2011

Scientific session
Lunch
Scientific session
Farewell Dinner with closing remarks
and delivery of prizes

THURSDAY, May 26th 2011

Bus to Barcelona / Girona Airport





MAY 23-26 2011

7th European Symposium on

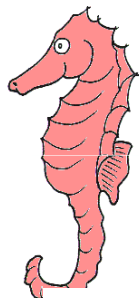
PAEDIATRIC NUCLEAR MEDICINE

GENERAL INFORMATION

REGISTRATION

All the participants will receive their documentation at arrival at the Symposium Secretariat - Park Hotel San Jorge.

ON SITE REGISTRATION



Symposium Secretariat at
Park Hotel San Jorge
17251 PLATJAD'ARO
GIRONA - SPAIN

Phone +34 972 652311


Fax +34 972 652576


SCIENTIFIC SESSIONS

Monday, May 23rd 15:00 - 19:30

Tuesday, May 24th 08:30 - 20:00

Wednesday, May 25th 08:30 - 17:20





GENERAL INFORMATION

The organization will award the following prizes:

1, Presentation with highest clinical relevance

Scientific Committee Award

2, Clinical Cases Contest

10 Clinical Cases:

on computers (desktop) in front of registration desk


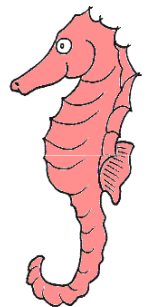
Data sheet to be filled: in your congress bag


Ballot box to deposit your results on the registration desk

Winners: the best 3 results

Prizes

books, surprise prizes





MAY 23-26 2011

7th European Symposium on

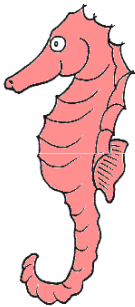
PAEDIATRIC NUCLEAR MEDICINE

GENERAL INFORMATION

REGISTRATION

REGISTRATION and ACCOMODATION FEES include:

- Bus shuttle from and to Barcelona and Girona Airports (exclusively on Monday and Thursday morning)
- Scientific Sessions
- Congres DVD
- Coffee-breaks
- Room and breakfast in the chosed hotel
- Lunches and Dinners in Park Hotel San Jorge including Gala Dinner on Wednesday night
- Only Scientific Registration does not include dinners




REGISTRATION AND ACCOMODATION FEES

	INSCRIPTION MEMBER#	INSCRIPTION NON-MEMBER	PHYSICIAN IN TRAINING##	TECHNOLOGIST##
PARK HOTEL SAN JORGE**** single	1010	1110	910	910
PARK HOTEL SAN JORGE**** double, occupied by 2 participants, per person	940	1040	840	840
PARK HOTEL SAN JORGE**** double, occupied by 1 participant and 1 accompanying person, for both persons	1550	1650	1450	1450
APARHOTEL SANT JORDI *** single	850	950	750	750
APARHOTEL SANT JORDI *** double, occupied by 2 participants, per person	760	860	660	660
APARHOTEL SANT JORDI *** double, occupied by 1 participant and 1 accompanying person, for both persons	1190	1290	1090	1090

ONLY SCIENTIFIC REGISTRATION


3-DAYS REGISTRATION including lunch	600	700	500	500
1-DAY REGISTRATION including lunch	300	350	250	250



7th European Symposium on

MAY 23-26 2011

PAEDIATRIC NUCLEAR MEDICINE



AKNOWLEDGMENTS



COVIDIEN

PHILIPS

SIEMENS

GE Healthcare



iba | Molecular Imaging

